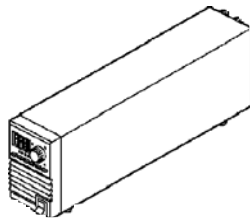


ZUP Series 200-800 W Laboratory Power Supplies


- ▶ Constant Voltage/Constant Current
- ▶ Built-in RS232 and RS485 Interface
- ▶ Front Panel and External Programming
- ▶ Safety Agency Approval
- ▶ CE Mark for LVD and EMC Regulation
- ▶ 3 Year Warranty
- ▶ 0 V-60 V
- ▶ User-Adjustable Overvoltage and Overcurrent Controls
- ▶ Last Setting Memory
- ▶ Microprocessor-Controlled
- ▶ Parallel Operation
- ▶ Easy to Use Adjustment Controls
- ▶ Digital Front Panel Voltage and Current Meters
- ▶ Remote Programming Functions
- ▶ Benchtop or 19" Rack Mountable
- ▶ Power Factor Correction
- ▶ 3 Year Warranty
- ▶ Front Panel Jacks Are Available, Call Your Local Allied Sales Representative



Stock No.	Mfr.'s Type	Watts	Output		Dimensions W x H x L (mm)	EACH	
			Voltage	Current		1-4	5-9
831-0500	ZUP6-33/U	200	0-6	0-33	70 x 124 x 350	1096.50	1051.44
831-0505	ZUP6-66/U	400	0-6	0-66	70 x 124 x 350	1286.22	1233.36
831-0510	ZUP6-132/U	800	0-6	0-132	140 x 124 x 350	1820.70	1745.88
831-0515	ZUP10-20/U	200	0-10	0-20	70 x 124 x 350	1096.50	1051.44
831-0520	ZUP10-40/U	400	0-10	0-40	70 x 124 x 350	1286.22	1233.36
831-0525	ZUP10-80/U	800	0-10	0-80	140 x 124 x 350	1820.70	1745.88
831-0530	ZUP20-10/U	200	0-20	0-10	70 x 124 x 350	1096.50	1051.44
831-0535	ZUP20-20/U	400	0-20	0-20	70 x 124 x 350	1286.22	1233.36
831-0540	ZUP20-40/U	800	0-20	0-40	140 x 124 x 350	1820.70	1745.88
831-0545	ZUP36-6/U	200	0-36	0-6	70 x 124 x 350	1096.50	1051.44
831-0550	ZUP36-12/U	400	0-36	0-12	70 x 124 x 350	1286.22	1233.36
831-0560	ZUP36-24/U	800	0-36	0-24	140 x 124 x 350	1820.70	1745.88
831-0565	ZUP60-3.5/U	200	0-60	0-3.5	70 x 124 x 350	1808.31	1734.00
831-0570	ZUP60-7/U	400	0-60	0-7	70 x 124 x 350	1286.22	1233.36
831-0575	ZUP60-14/U	800	0-60	0-14	140 x 124 x 350	1820.70	1745.88

RWS-A Series Low Power Industrial Supplies

▶ Universal AC Input: 85-265 VAC, 47-440 Hz



5 V (4.5-5.5) Output

Stock No.	Mfr.'s Type	Watts	Max. Current Amps at			Dimensions L x W x H (In.)	EACH	
			40°	50°	60°		1-4	5-9
831-4000	RWS-15A-5/A	15.0	3.0	3.0	1.80	3.87 x 3.81 x 1.55	73.91	71.83
831-4005	RWS-30A-5/A	30.0	6.0	6.0	3.60	4.78 x 3.81 x 1.55	89.00	87.00

12 V (10.8-13.2)

831-4010	RWS-15A-12/A	15.6	1.3	1.3	0.78	3.87 x 3.81 x 1.55	78.00	76.00
831-4015	RWS-30A-12/A	30.0	2.5	2.5	1.50	4.78 x 3.81 x 1.55	84.85	82.46

15 V (13.5-16.5)

831-4020	RWS-15A-15/A	15.0	1.0	1.0	0.60	3.87 x 3.81 x 1.55	73.91	71.83
831-4025	RWS-30A-15/A	30.0	2.0	2.0	1.20	4.78 x 3.81 x 1.55	89.00	87.00

24 V (21.6-26.4)

831-4030	RWS-15A-24/A	16.8	0.7	0.7	0.42	3.87 x 3.81 x 1.55	78.00	76.00
831-4035	RWS-30A-24/A	31.2	1.3	1.3	0.78	4.78 x 3.81 x 1.55	84.26	81.89

48 V (43.2-52.8)

831-4040	RWS-15A-48/A	14.4	0.3	0.3	0.18	3.87 x 3.81 x 1.55	73.91	71.83
831-4045	RWS-30A-48/A	28.8	0.6	0.6	0.36	4.78 x 3.81 x 1.55	84.26	81.89

NES/DRP Series Industrial DIN Rail Power Supplies

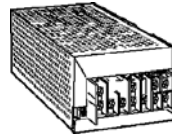
- ▶ AC Input: NES — 85-265 VAC Continuous (47-63 Hz);
- ▶ DRP (1-1AR Models) — 110/230 VAC, 47-63 Hz;
- ▶ DRP (3H Model) — Three Phase 480-576 VAC, 47-63 Hz;
- ▶ DRP (3 Model) — Three Phase 340-576 VAC, 47-63 Hz



24 V (24.0-28.0) Output

Stock No.	Mfr.'s Type	Watts	Max. Current Amps at				Dimensions L x W x H (In.)	EACH	
			40°	50°	60°	70°		1-4	5-9
831-6100	DRP-60-1	60	2.5	2.5	—	—	4.88 x 4.00 x 1.93	171.77	166.94
831-6105	DRP-120-1	120	5.0	5.0	—	—	4.92 x 4.06 x 2.56	248.35	241.35
831-6101	DRP-120-3	144	—	5.0	5	2.5	4.92 x 4.06 x 2.56	282.72	274.75
831-6110	DRP-240-1	240	10.0	10.0	—	—	5.39 x 4.06 x 4.92	360.10	349.96
831-6106	DRP-240-3	288	—	10.0	10	7.5	9.01 x 4.88 x 4.00	360.10	349.96
831-6111	DRP-480-1AR	480	—	20.0	20	15.0	9.01 x 4.88 x 4.00	527.74	512.87
831-6120	DRP-480-3H	480	20.0	20.0	—	—	9.01 x 4.88 x 4.00	527.74	512.87
831-6121	DRP-720-3	720	—	30.0	30	22.5	9.72 x 4.92 x 4.45	660.19	641.59
831-6125	DRP-960-3	1080	—	40.0	40	30.0	11.01 x 4.92 x 4.64	907.21	881.65
831-6125	NES60-24	60	2.5	2.5	2	—	4.52 x 5.12 x 2.36	181.09	175.99
831-6130	NES120-24	120	5.0	5.0	4	—	6.29 x 5.12 x 2.36	260.77	253.42
831-6135	NES240-24	240	10.0	10.0	8	—	8.27 x 5.12 x 2.36	381.83	371.08

JWS Series High Quality Industrial Power Supplies



▶ Universal AC Input: 85-265 VAC, 47-63 Hz

2 V (1.8-24) Output

Stock No.	Mfr.'s Type	Watts	Max. Current Amps at			Dimensions L x W x H (In.)	EACH	
			40°	50°	60°		1-4	5-9
831-4209	JWS300-2	120	60.0	60.0	—	7.48 x 4.72 x 3.62	412.88	401.25
831-4208	JWS600-2	240	120.0	120.0	—	7.87 x 7.48 x 3.62	657.09	638.58

3.3 V (2.85-3.63) Output

831-4210	JWS50-3/A	33.0	10.0	10.0	8.00	6.25 x 3.346 x 1.45	133.49	129.73
831-4215	JWS75-3/A	49.5	15.0	12.0	9.00	6.88 x 3.620 x 1.65	173.84	168.95
831-4220	JWS100-3/A	66.0	20.0	16.0	12.00	7.40 x 3.620 x 1.96	205.92	200.12
831-4225	JWS150-3/A	99.0	30.0	24.0	18.00	7.79 x 3.620 x 2.26	268.01	260.46
831-4206	JWS300-3	198.0	60.0	60.0	—	7.48 x 4.720 x 3.62	412.88	401.25
831-4207	JWS600-3	396.0	120.0	120.0	—	7.87 x 7.480 x 3.62	657.09	638.58

5 V (4.50-5.5)

831-4240	JWS50-5/A	50.0	10.0	10.0	6.00	6.25 x 3.346 x 1.45	133.49	129.73
831-4245	JWS75-5/A	75.0	15.0	12.0	9.00	6.88 x 3.620 x 1.65	173.84	168.95
831-4250	JWS100-5/A	100.0	20.0	16.0	12.00	7.40 x 3.620 x 1.96	217.00	211.00
831-4255	JWS150-5/A	150.0	30.0	24.0	18.00	7.79 x 3.620 x 2.26	268.01	260.46
831-4201	JWS300-5	300.0	60.0	60.0	—	7.48 x 4.720 x 3.62	412.88	401.25
831-4202	JWS600-5	600.0	120.0	120.0	—	7.87 x 7.480 x 3.62	657.09	638.58

12 V (10.8-13.2)

831-4270	JWS50-12/A	51.6	4.3	4.3	3.40	6.25 x 3.346 x 1.45	141.00	137.00
831-4275	JWS75-12/A	75.6	6.3	5.0	3.80	6.88 x 3.620 x 1.65	183.00	178.00
831-4280	JWS100-12/A	102.0	8.5	6.8	5.10	7.40 x 3.620 x 1.96	205.92	200.12
831-4285	JWS150-12/A	156.0	13.0	10.4	7.80	7.79 x 3.620 x 2.26	268.01	260.46
831-9960	JWS300-12	324.0	27.0	27.0	—	7.48 x 4.720 x 3.62	438.29	408.98
831-4204	JWS600-12	645.0	53.0	53.0	—	7.87 x 7.480 x 3.62	657.09	638.58

15 V (13.5-16.5)

831-4300	JWS50-15/A	52.5	3.5	3.5	2.80	6.25 x 3.346 x 1.45	133.49	129.73
831-4305	JWS75-15/A	75.0	5.0	4.0	3.00	6.88 x 3.620 x 1.65	173.84	168.95
831-4310	JWS100-15/A	105.0	7.0	5.6	4.20	7.40 x 3.620 x 1.96	205.92	200.12
831-4315	JWS150-15/A	150.0	10.0	8.0	6.00	7.79 x 3.620 x 2.26	268.01	260.46
831-4205	JWS300-15	330.0	22.0	22.0	—	7.48 x 4.720 x 3.62	412.88	401.25
831-4199	JWS600-15	645.0	43.0	43.0	—	7.87 x 7.480 x 3.62	657.09	638.58

24 V (21.6-26.4)

831-9000	JWS50-24/A	52.8	2.2	2.2	1.70	6.25 x 3.346 x 1.45	141.00	137.00
831-4330	JWS75-24/A	76.8	3.2	2.5	1.90	6.88 x 3.620 x 1.65	173.84	168.95
831-9900	JWS100-24/A	108.0	4.5	3.6	2.70	7.40 x 3.620 x 1.96	217.00	211.00
831-4335	JWS150-24/A	156.0	6.5	5.2	3.90	7.79 x 3.620 x 2.26	283.00	275.00
831-4198	JWS300-24	336.0	14.0	14.0	—	7.48 x 4.720 x 3.62	435.00	423.00
831-9997	JWS600-24	648.0	27.0	27.0	—	7.87 x 7.480 x 3.62	657.09	638.58

48 V (43.2-52.8)

831-4340	JWS50-48/A	52.8	1.1	1.1	0.88	6.25 x 3.346 x 1.45	133.49	129.73
831-4345	JWS75-48/A	76.8	1.6	1.3	0.96	6.88 x 3.620 x 1.65	173.84	168.95
831-4350	JWS100-48/A	100.8	2.1	1.7	1.26	7.40 x 3.620 x 1.96	205.92	200.12
831-4355	JWS150-48/A	158.4	3.3	2.6	1.98	7.79 x 3.620 x 2.26	268.01	260.46
831-4196	JWS300-48	312.0	6.5	6.5	—	7.48 x 4.720 x 3.62	412.88	401.25
831-4195	JWS600-48	624.0	13.0	13.0	—	7.87 x 7.480 x 3.62	657.09	638.58

JFS Series High Power Bulk AC-DC Power Supplies



▶ Universal AC Input: 85-265 VAC, 47-63 Hz

24 V (20.0-29.0) Output

Stock No.	Mfr.'s Type	Watts	Max. Current Amps at					Dimensions L x W x H (In.)	EACH	
			40°	45°	50°	60°	71°		1-4	5-9
831-8400	JFS-0500-24	500	20.8	—	20.8	15.6				

Find price and stock options from leading distributors for 831-0500 on Findchips.com:

<https://findchips.com/search/831-0500>

Find CAD models and details for this part:

<https://findchips.com/detail/831-0500/LAMBDA-Electronics-Trading-Ltd>